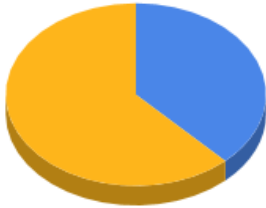




OSWEGO HIGH SCHOOL and AVID

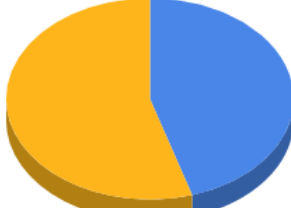


OHS AVID Gender



● Male ● Female

OHS AVID Free/Reduced



● yes ● No

100%
Graduation
Rate


\$2.1 Million
in Scholarship Money
2018 Graduating Class

% of Staff Trained in AVID Skills
 30% Tutorology
 100% WICOR
 100% Costa's
 20 Non-Site Team staff have attended a Regional Path

16
2017/18 AVID
Seniors
 66
Acceptance Letters
 39
College/Universities

2018 Graduating Class
 94% took AP Course
 87% Took an AP Test
 Average Score: 2.8

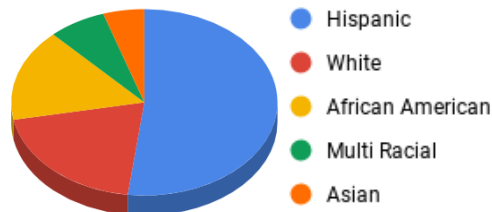
AP by Course:
 6% Art
 62.5% History/Gov't
 19% Foreign Lang
 12.5% Math
 18.8% Science
 31% Social Science



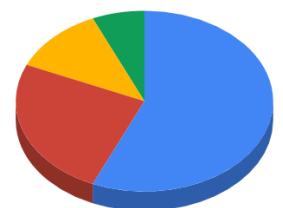
2212.5
Service Hours
By AVID
Students
2014-2018

24%
AVID students enrolled in
college dual credit

AVID National Demographics



OHS AVID Demographics



Digital Snapshots



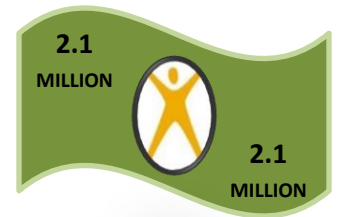
OHS AVID



Oswego High
School



OHS AVID
Seniors Offered
Millions



SD 308
Snapshot

